

PENN STATE // FIRST-YEAR

RUN

THE

THIS IS YOUR CHANCE

FUTURE



PennState

THIS IS YOUR CHANCE

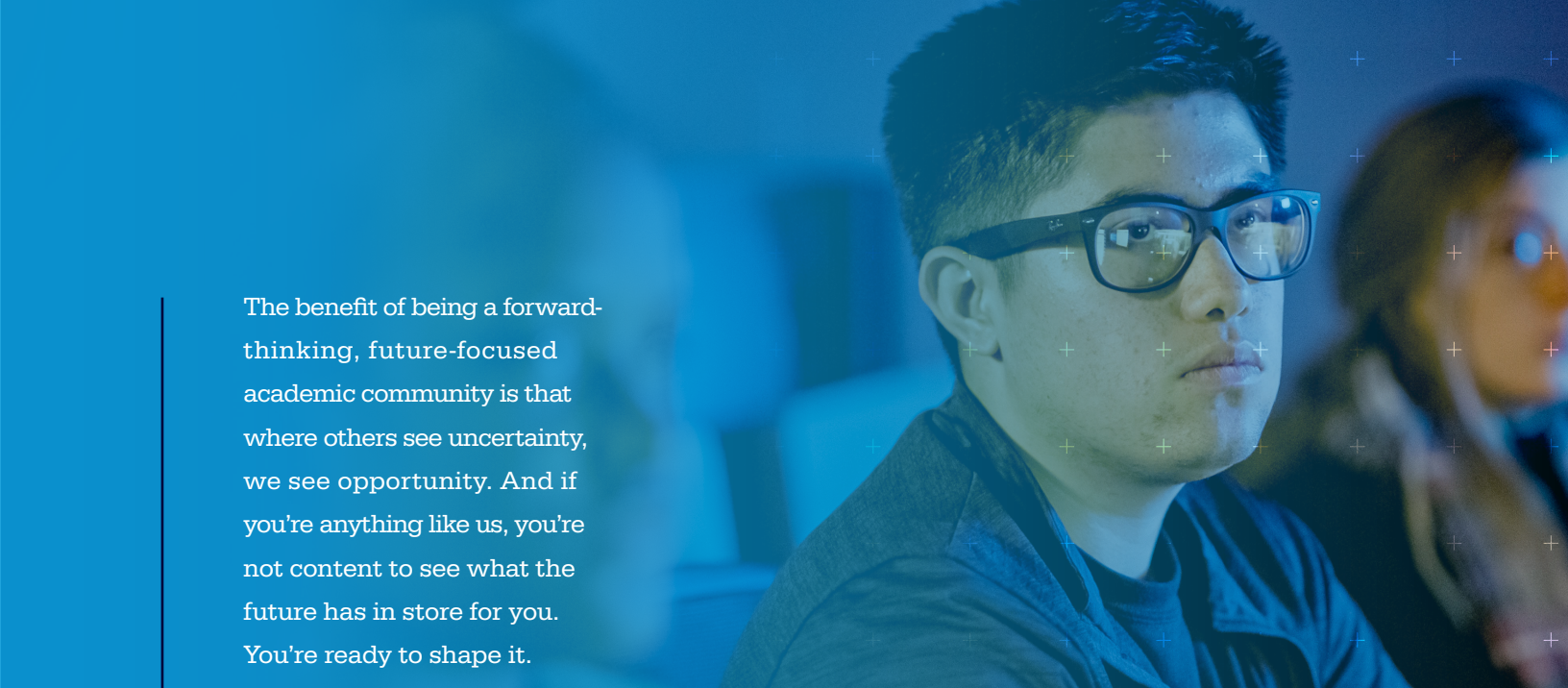
Y O U ' R E R E A D Y

THIS IS YOUR CHANCE. THE ONE WHERE YOU GET TO DECIDE IF YOU'LL JUST LIVE IN THE FUTURE—OR IF YOU'LL RUN IT. AND PENN STATE IS THE PLACE WHERE YOU CAN TAKE THAT CHANCE.

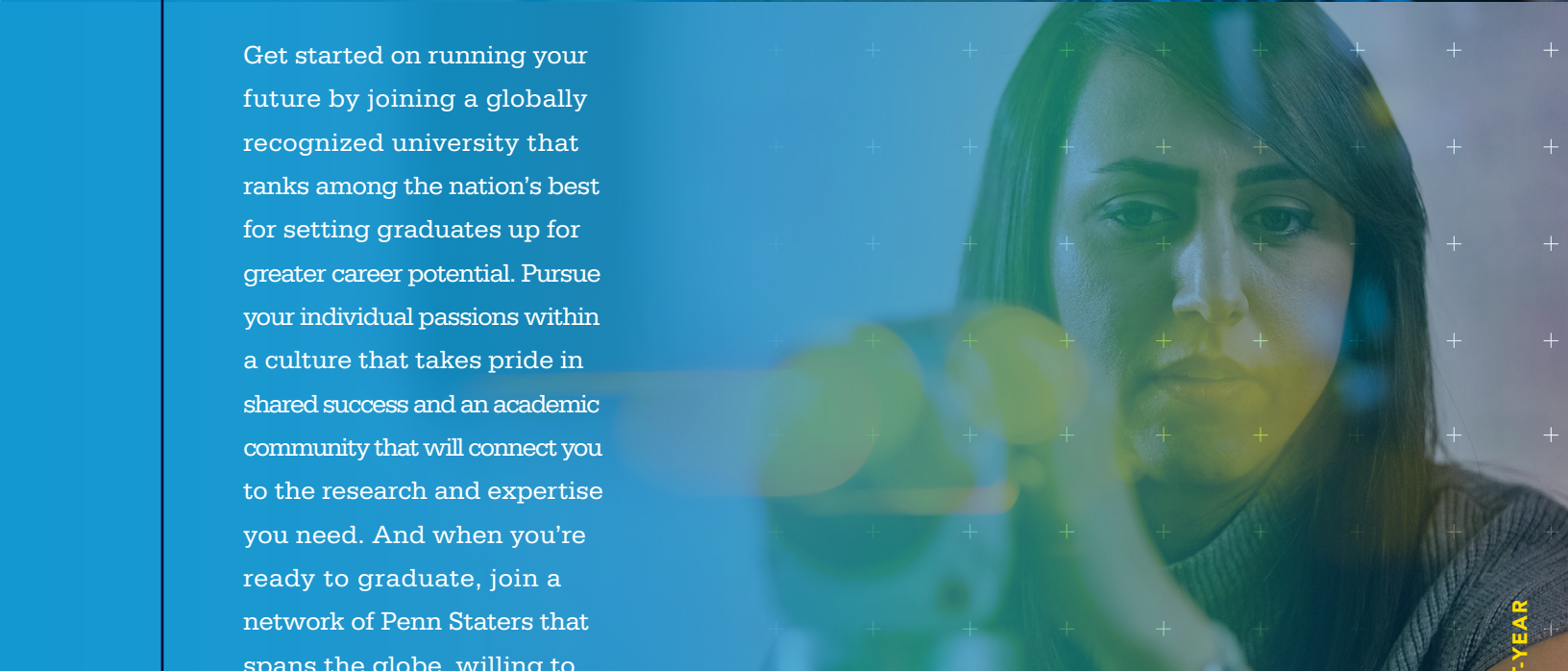
W E ' R E R E A D Y

F O R Y O U

RUN THE FUTURE. START PLANNING YOUR PENN STATE EXPERIENCE.



The benefit of being a forward-thinking, future-focused academic community is that where others see uncertainty, we see opportunity. And if you're anything like us, you're not content to see what the future has in store for you. You're ready to shape it.



Get started on running your future by joining a globally recognized university that ranks among the nation's best for setting graduates up for greater career potential. Pursue your individual passions within a culture that takes pride in shared success and an academic community that will connect you to the research and expertise you need. And when you're ready to graduate, join a network of Penn Staters that spans the globe, willing to open doors to a lifetime of opportunity, regardless of the circumstances.



TOP
1%
WORLD-CLASS
UNIVERSITY
2020 CENTER FOR WORLD
UNIVERSITY RANKINGS

20
UNIQUE CAMPUSES
ACROSS THE STATE AND AROUND
THE WORLD THROUGH WORLD
CAMPUS, OUR ONLINE
LEARNING LOCATION

OVER
275
MAJORS

25,772
COMMONWEALTH
CAMPUS
STUDENTS

8,865
WORLD CAMPUS
(ONLINE) STUDENTS

8,398 FIRST-YEAR
UNIVERSITY PARK
STUDENTS

6,729 FIRST-YEAR
COMMONWEALTH
CAMPUS STUDENTS

A COMMUNITY
OF MORE THAN
74
THOUSAND
UNDERGRADUATE
STUDENTS*

39,809
UNIVERSITY PARK
STUDENTS

*Includes students enrolled in associate and bachelor degree programs or in non-degree status at Penn State's 20 undergraduate campuses and the World Campus

STRENGTH IN NUMBERS

Look closer, and the numbers show the power of a shared purpose to live, learn, and succeed.

54% MEN
46% WOMEN

24%
STUDENTS FROM
DIVERSE BACKGROUNDS
(OF TOTAL UNDERGRADUATE ENROLLMENT)

6,212
INTERNATIONAL
STUDENTS

65%
PENNSYLVANIA
RESIDENTS

50
STATES

REPRESENTING

131
COUNTRIES

We'll meet you where you are.

OPTIONS EVERYWHERE

There is only one Penn State. And the path toward a Penn State degree can start wherever is right for you. With twenty undergraduate campus locations across Pennsylvania, we're equipped to meet the needs of the modern-day student through learning options tailored to you.

MORE ABOUT OUR CAMPUSES:

- ▶ **Not limited by physical location** – we have 8,500 faculty across all campuses who collaborate to offer the same high-quality curriculum regardless of which campus you attend
- ▶ **Four-year degrees at every campus**
- ▶ **Engaged learning opportunities** capitalizing on campus partnerships with local business and industry
- ▶ **Clubs, organizations, and athletic teams at all locations**
- ▶ **Tuition savings**—see the “Penn State Costs by Campus” section to compare campus costs

KNOW YOUR CAMPUS OPTIONS

Most Penn State students are asked to select a first- and an alternate-choice campus before we can review your application for admission.

Selecting an alternate-choice campus is not only required as part of our application but can better inform decision-making because it could mean cost-savings, a better fit, and give you more admission options. For many students, their alternate-choice campus leads them to take advantage of our 2+2 plan.




Find the campus that's right for you!
Explore your options at

admissions.psu.edu/campuses/

BENEFITS OF THE 2+2 PLAN:

- ▶ **Cost:** depending on your campus choice, you could see significant cost-savings by starting at one campus and ending at another.
- ▶ **Fit:** all of our campuses are Penn State but they each have unique qualities including their size, the environment, whether they're urban or rural. In some cases, a Penn State campus may be closer to home which has its own benefits.
- ▶ **Transition:** The transition between campuses is seamless through our "change of campus" process.



THE 2+2 PLAN

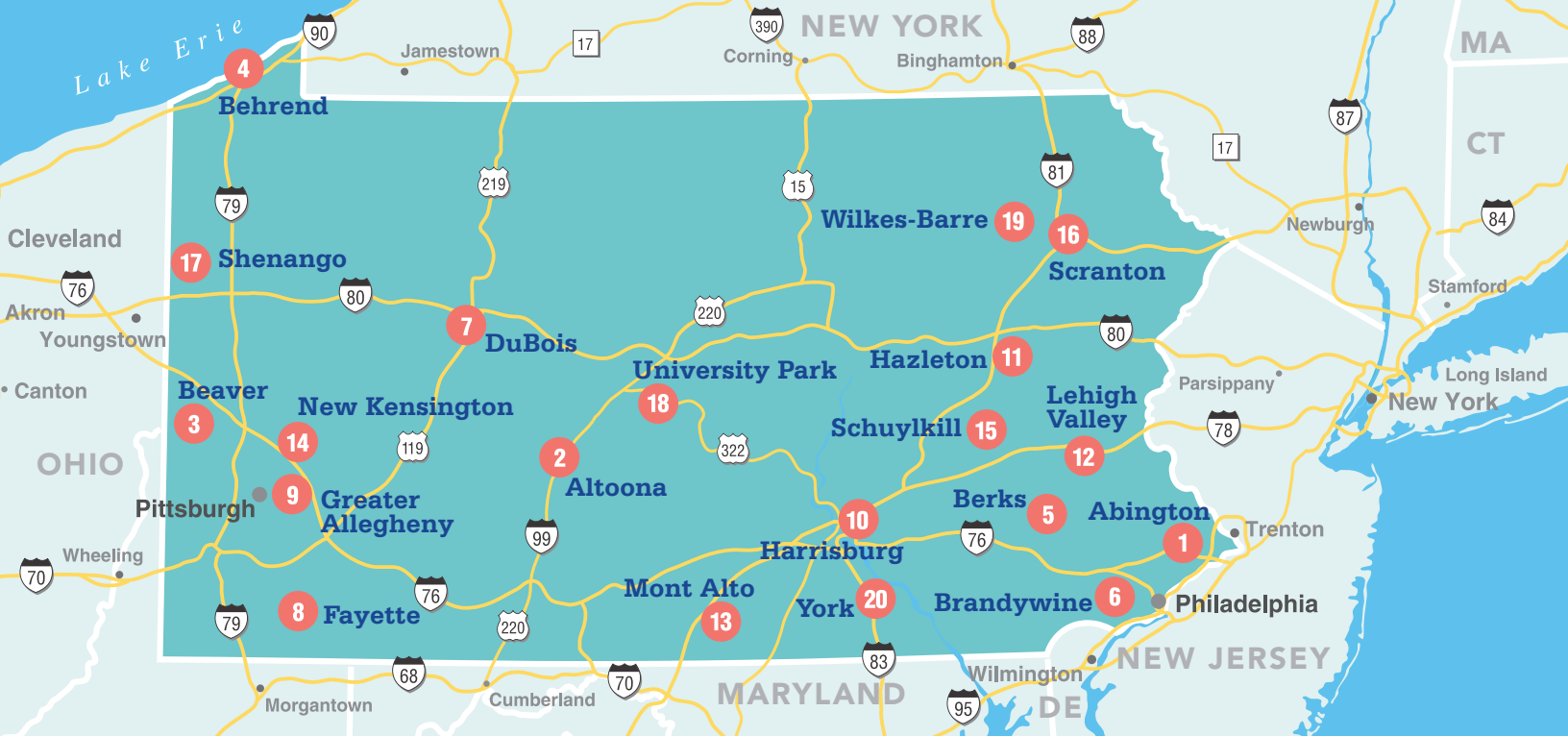
HAVE YOU HEARD ABOUT THE 2+2 PLAN?

Roughly 50 percent of students spend their first two years at one campus, then transition to another campus to finish their degree. We call it the **2+2 plan**, and it's the most common path to a Penn State degree.



More options, greater possibility. Read up on our campuses, major requirements, and why more than 50 percent of Penn State students choose the 2+2 plan as their path to a degree at

admissions.psu.edu/info/future/firstyear/campuses/



- 1 Abington**
215-881-7600
abington.psu.edu
3,437 students
 
- 2 Altoona**
814-949-5466,
800-848-9843
altoona.psu.edu
2,991 students
 
- 3 Beaver**
877-JOIN-PSU,
(877-564-6778)
beaver.psu.edu
568 students
 
- 4 Behrend**
814-898-6100,
866-374-3378
behrend.psu.edu
3,618 students
 
- 5 Berks**
610-396-6060
berks.psu.edu
2,303 students
 
- 6 Brandywine**
610-892-1225
brandywine.psu.edu
1,312 students
 
- 7 DuBois**
814-375-4720,
800-346-ROAR
(7627)
dubois.psu.edu
496 students

- 8 Fayette, The Eberly Campus**
724-430-4130
fayette.psu.edu
577 students
 
- 9 Greater Allegheny**
412-675-9010
greaterallegheny.psu.edu
437 students
 
- 10 Harrisburg**
717-948-6250,
800-222-2056
harrisburg.psu.edu
4,928 students
  
- 11 Hazleton**
570-450-3142,
hazleton.psu.edu
539 students
 
- 12 Lehigh Valley**
610-285-5035
lehighvalley.psu.edu
974 students

- 13 Mont Alto**
800-392-6173
montalto.psu.edu
710 students
 
- 14 New Kensington**
724-334-LION (5466),
888-968-PAWS (7297)
newkensington.psu.edu
528 students
 
- 15 Schuylkill**
570-385-6252
schuylkill.psu.edu
625 students
 
- 16 Scranton**
570-963-2500
scranton.psu.edu
1,012 students
 
- 17 Shenango**
724-983-2803
shenango.psu.edu
373 students

- 18 University Park**
814-865-5471
admissions.psu.edu
45,901 students
 
- 19 Wilkes-Barre**
570-675-9238
wb.psu.edu
362 students

- 20 York**
717-771-4040
york.psu.edu
767 students


**World Campus/
Online
Education**
814-865-5403,
800-252-3592
worldcampus.psu.edu
15,351 students



All of Penn State's campuses are located in Pennsylvania, which is in the northeastern region of the United States.

-  indicates University-owned residence halls
-  indicates off-campus housing with residence hall personnel and programming
-  indicates privately owned housing nearby

Campus enrollment figures include undergraduate and graduate students.

PENN STATE ADMISSIONS

Philadelphia 215-246-3500 phillyapo@psu.edu

Pittsburgh 412-263-2900 pghapo@psu.edu

REGIONAL RECRUITERS

New Jersey njpsu@psu.edu

New York Metro Area nycadmissions@psu.edu

Washington, D.C., Maryland, and Virginia area mid-atlantic@psu.edu

We'll set you up for success.

MAJORS TO MATCH YOUR INTERESTS

*From CEOs to astronauts to
Broadway stars...*

Penn State graduates take many different career paths. The benefit of having 275+ majors is that you can carve your own unique path, too. You may decide to major in engineering, but have a business venture that you would like to pursue. You might want to combine your interest in healthcare with your passion for art.

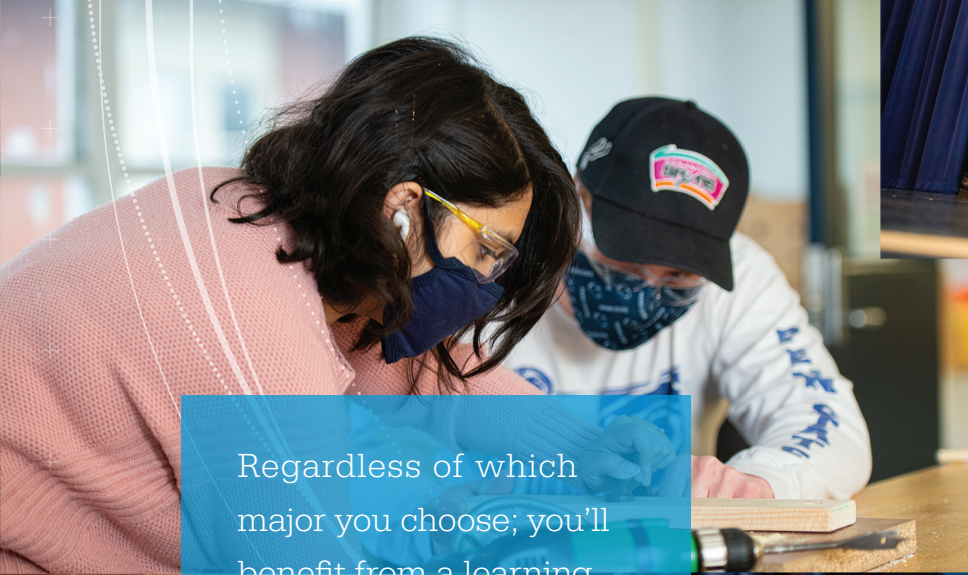
You can do that here because we have the **opportunities and resources**, and also the **flexibility** to allow you to explore many different interest areas while obtaining a high-quality, Penn State education.



Make your Penn State
experience your own. Learn
more about our majors at

[admissions.psu.edu/
academics/majors/](https://admissions.psu.edu/academics/majors/)





Regardless of which major you choose; you'll benefit from a learning environment that is collaborative and spans disciplines. You'll learn from the views and knowledge of others while sharpening your own critical thinking skills. Why does this matter? Employers will take notice.



We can help you get there.

FINANCING YOUR DEGREE

TUITION AND COSTS

Here's where the story gets real.

The information on these pages can help you decide if your academic record and your financial resources are a good match with what Penn State has to offer.

- ▶ The costs in the chart below cover a two-semester academic year (fall and spring semesters).
- ▶ Students are billed for one semester at a time.
- ▶ Penn State offers an optional installment payment plan.

Penn State Costs by Campus (2020–21) For Estimating Purposes Only

	PENN STATE UNIVERSITY PARK	
	Pennsylvania Resident	Non-Pennsylvania Resident
Tuition and Fees	\$18,450	\$35,514
Additional Estimated Costs:		
Room and Meals	\$12,318	\$12,318
Misc. Costs	\$1,840–5,062	\$1,840–5,062
TOTAL	\$32,608–35,830	\$49,672–52,894

	ALL OTHER CAMPUSES*	
	Pennsylvania Resident	Non-Pennsylvania Resident
Tuition and Fees	\$13,360–15,216	\$21,784–24,926
Additional Estimated Costs:		
Room and Meals	\$12,318	\$12,318
Misc. Costs	\$1,840–5,062	\$1,840–5,062
TOTAL	\$27,518–32,596	\$35,942–42,306



68%
UNDERGRADS
RECEIVE
FINANCIAL AID



To estimate your costs to attend Penn State, access the College Cost Calculator at tuition.psu.edu.

A Penn State initiative which supports hard-working students and their families by **eliminating obstacles so they can graduate with lower debt and in less time.** Achieve Penn State programs support students and families through institutional scholarships, summer school and on-campus employment, financial literacy and campus transitions to help students experience all Penn State has to offer.



For more information on tuition payment, visit:
bursar.psu.edu

NOTE: Miscellaneous costs (personal expenses, books, supplies, etc.) vary by individual and academic program of study.

*Penn State Abington, Penn State Altoona, Penn State Beaver, Penn State Berks, Penn State Brandywine, Penn State DuBois, Penn State Erie, Penn State Fayette, Penn State Greater Allegheny, Penn State Harrisburg, Penn State Hazleton, Penn State Lehigh Valley, Penn State Mont Alto, Penn State New Kensington, Penn State Schuylkill, Penn State Scranton, Penn State Shenango, Penn State Wilkes-Barre, Penn State York, Penn State World Campus (All World Campus students pay the same tuition rate, regardless of residence.)

APPLYING FOR FINANCIAL AID

Financial aid—whether in the form of loans, grants, work-study, or scholarships—can be an important part of putting a Penn State degree within reach.

- ▶ Start by submitting the **Free Application for Federal Student Aid (FAFSA)** on the Web at **studentaid.gov**. Penn State's federal school code for the FAFSA is **003329**.
 - ▶ Next, if you have filed your 2020 Federal Income Tax Return, we recommend that you use the **IRS Data Retrieval Tool**—available after **October 1**—on the website to complete your FAFSA. Using the tool will save you time and increase the accuracy of your FAFSA.
- ▶ Complete the FAFSA on the Web by our recommended filing date of **December 1**. This will allow maximum consideration for student financial aid.

Please note: Pennsylvania residents must submit their FAFSA by **May 1** in order to be eligible for the **Pennsylvania State Grant**.

SCHOLARSHIPS

All students who are offered admission and submit a FAFSA are considered for scholarships awarded by the Office of Student Aid. Some academic colleges, campuses, and other administrative units may require additional information for a particular scholarship award. Notification of scholarship awards begins in early spring.



Explore Penn State scholarships and view more information about the University's financial aid process at:
studentaid.psu.edu

60,029
UNDERGRAD
FINANCIAL AID
RECIPIENTS



31%
UNDERGRADS
RECEIVE
A UNIVERSITY
SCHOLARSHIP

Run your future.

APPLY TO PENN STATE

We know that there is a lot to consider when deciding to pursue a college degree. No matter what, where, or when we are here to help you succeed. Your future and your dreams are waiting. Are you ready to get started?

APPLICATION TIMELINE— KEY DATES IN THE APPLICATION PROCESS

AUG

AUGUST 1

The undergraduate application is available on this date. Get started at admissions.psu.edu.

SEP

OCT

REMEMBER
**NOVEMBER
FIRST**
EARLY ACTION
DEADLINE

NOVEMBER 1

Early Action deadline. Submitting an Early Action application means you will have a decision by December 24!

MAKING CHOICES

To help you think things through, follow these steps when applying to Penn State. All the information you need is available at admissions.psu.edu.

- 1 **What to study:** Refer to our list of majors to narrow down your choices or apply undecided in the Division of Undergraduate Studies
- 2 **Where:** Research your campus options
- 3 **How much:**
 - Estimate your costs to attend: tuition.psu.edu
 - Learn about federal aid options: studentaid.psu.edu
 - Read about Achieve Penn State programs: achieve.psu.edu
- 4 **When:** Consider a summer start option if applying to University Park: summersession.psu.edu

HOW ARE ADMISSIONS DECISIONS MADE?

At Penn State, an admission decision is an academic decision. We review the following when evaluating your application:

- ▶ Academic record including the rigor of your high school curriculum. This gives us a good idea of how prepared you are for the Penn State classroom.
- ▶ SAT/ACT test scores, which will be considered but are not required through 2023. See “Test-Optional” section below for more details.
- ▶ A personal statement, which is strongly encouraged.

What is Test Optional?

Penn State has moved to a test-optional evaluation process through the summer/fall 2023 admissions cycle. Although Penn State is test-optional, we will still accept and consider SAT or ACT scores from students who would like to share their scores as part of their application. Students will be asked on the application whether they are submitting scores and can change their response in MyPennState up until an admission decision has been made. Once an admission decision is made, students cannot change their answer.

DECEMBER 1

Submit your FAFSA to Penn State by December 1 to maximize financial aid consideration.

LATE OCTOBER–MAY 1

Admission decisions are released during this window of time.

NOV

DEC

Middle 50 Percent of Admitted Students (fall 2021)

For estimating purposes only.

Keep in mind that the middle 50 percent ranges shown below are not cutoffs or averages. Rather, they show what the majority of those accepted into Penn State looked like academically at the time they were offered admission. And remember that 25 percent of those offered admission were above the high end of the chart and that 25 percent were just slightly below the lower end of those ranges. This chart in no way represents a promise or guarantee of admission.

High School GPA (Unweighted 4.0 scale)

UNIVERSITY PARK 3.56–3.91

ALL OTHER CAMPUSES 3.06–3.65

SAT Score* (1600-point scale)

UNIVERSITY PARK 1280–1450

ALL OTHER CAMPUSES 1090–1300

*SAT sections: Evidence-Based Reading and Writing + Math

ACT Score

UNIVERSITY PARK 29–33

ALL OTHER CAMPUSES 23–30

*Test scores represent students admitted to their first-choice campus

PENN STATE ADMISSION

(summer/fall 2020)

95,729: First-year Bachelor's Degree Applications

14,846: Entering First-year Bachelor's Degree Students
(University-wide, excluding World Campus)

8,398: University Park First-year Bachelor's Degree Students



SOME THINGS TO KEEP IN MIND WHEN APPLYING

- ▶ Of all of Penn State's campuses, **University Park, particularly for the fall semester, is the most competitive and selective** when it comes to admission.
 - + To give yourself a second review for University Park admission, add the summer session option to your application.
 - + For the best chance of admission to University Park, submit a complete application by our Early Action Deadline of November 1. A complete application includes the online application, your self-reported academic record, and test scores (if desired).
 - Early Action is a commitment by Penn State to respond to applicants earlier in the admissions decision cycle. If admitted, the decision is not binding. You will still have until May 1 to pay your enrollment deposit and decide to commit to Penn State.
- ▶ Make sure to **submit your Self-Reported Academic Record (SRAR)**. The SRAR is required in order to complete your application. You can review more information at admissions.psu.edu/apply/srar.
- ▶ Admission criteria varies by campus. In most cases, you will be able to select **up to two campuses** on your application.
- ▶ We—Penn State Undergraduate Admissions—will **review your application based on your preferences**. That means your first review will be for your first-choice campus and term.
- ▶ Make sure your intended major can be completed at **the campus where you plan to earn your degree** (you can review each major and find the starting and ending campuses at admissions.psu.edu/majors).
- ▶ Review the high school requirements for your intended major at admissions.psu.edu/apply/requirements/4year. Most science, business, technology, and engineering programs require a half-year of trigonometry, precalculus, or calculus for admission.
- ▶ Penn State now accepts applications through **MyPennState**, the **Coalition Application**, and the **Common App**. You may complete an application to Penn State starting **August 1**.

FEBRUARY — Student aid awarding begins.

DECEMBER 24

Students applying **Early Action** will receive their decision.

MAY 1

National Acceptance Day
For most students, this date is the deadline for accepting your offer of admission by paying your deposit.

Ready to make an **impact?**

WHAT IT MEANS TO BE PART OF OUR COMMUNITY

Our students are leveraging world-class faculty expertise, research, and entrepreneurial opportunities both in and out of the classroom, not just for their own benefit, but to shape a brighter future. Get ready to join a community driven to innovate and create a better world for themselves and for others. And no matter what you pursue as a college student, you will have that community—rooted in inspiring and supporting each other—behind you, as a student and well beyond graduation.

Penn Staters /pen 'stā-derz/ *collective noun*

A term describing the community created by more than 74,000 students and more than 700,000 alumni affiliated with Penn State.

YOU ARE CONNECTED **FOR LIFE.**

700K+ GLOBAL ALUMNI NETWORK

Expand your cheering section. Our alumni network is one of the largest in the world, and you can rely on that network for support and opportunities—whether it be internships, jobs, or mentoring—long after you graduate.

BE YOUR OWN **BOSS.**

NO. 2 INSTITUTION FOR GRADUATING CEOS

According to LinkedIn, Penn State graduates more CEOs ahead of some of the top universities in the nation, including Harvard Business School.

ONE OF THE **BEST-VALUE** PUBLIC COLLEGES IN THE U.S.

20 CAMPUSES ACROSS PENNSYLVANIA

Our unique education model allows you to start at any of Penn State's 20 undergraduate campuses or our online World Campus. No matter where you start, you can expect a consistently exceptional academic experience.

ONE DEGREE. **ENDLESS** POSSIBILITIES.

TOP-RANKED CAREER SERVICES

We're ranked in the top-five (tied with MIT) by recruiters as a university they look to for the best prepared students.

YOU CAN BE PART OF SOMETHING **BIG.**

NO. 1 STUDENT-RUN PHILANTHROPY IN THE WORLD

There is strength in numbers. As a community, we have achieved great things including raising more than \$190 million toward pediatric cancer research through our annual dance marathon, THON™.

COLLEGES AND ACADEMIC AREAS

Agricultural Sciences
814-865-7521
agsci.psu.edu

Arts and Architecture
814-865-9523
arts.psu.edu

Smeal College of Business
814-863-1947
smeal.psu.edu

Donald P. Bellisario
College of Communications
814-867-2495
bellisario.psu.edu

Earth and Mineral Sciences
814-863-2751
ems.psu.edu

Education
814-865-0488
ed.psu.edu

Engineering
814-863-1033
enegr.psu.edu

Health and Human
Development
814-865-2156
hhd.psu.edu

Information Sciences
and Technology
814-865-8947
ist.psu.edu

Liberal Arts
814-865-7141
la.psu.edu

Nursing
814-863-0245
nursing.psu.edu

Eberly College of Science
814-865-2609
science.psu.edu

Schreyer Honors College
814-863-2635
shc.psu.edu

Division of
Undergraduate Studies
814-865-7576
dus.psu.edu

RESOURCES AND STUDENT SERVICES

Adult Learner Programs
and Services
814-863-7378
studentaffairs.psu.edu/adults

AURORA
814-865-3890
shaverscreek.org/aurora

Blue Band
814-865-3982
blueband.psu.edu

Career Services
814-865-2377
studentaffairs.psu.edu/career

Education Abroad
814-865-7681
global.psu.edu

Housing
814-865-7501 (University Park)
814-865-7862 (Commonwealth Cam-
puses)
housing.psu.edu

Intercollegiate Athletics
1-800-NITTANY (648-8269)
gopsports.com

International Student Advising
814-865-6348
global.psu.edu

Learning Edge Academic
Program (LEAP) (Summer
at University Park)
814-863-4174
leap.psu.edu

Multicultural Resource Center
814-865-1773
equity.psu.edu/mrc

Office of Veterans Programs
814-863-0465
equity.psu.edu/veterans

Student Activities
814-863-4624
studentaffairs.psu.edu

Student Aid
(financial aid and scholarships)
814-865-6301
studentaid.psu.edu

Student Disability Resources
814-863-1807 (voice or TTY)
equity.psu.edu/ods

RESERVE OFFICERS' TRAINING CORPS (ROTC)





Air Force ROTC
814-865-5453
airforce.psu.edu

Army ROTC
814-863-0368
army.psu.edu

Naval and Marine Corps ROTC
814-865-6289
nrotc.psu.edu

FIND OUT MORE

admissions.psu.edu

 /psuadmissions
 @psu_admissions
 /psuadmissions
 @psuadmissions

REMEMBER
NOVEMBER
FIRST
EARLY ACTION
DEADLINE

Undergraduate admission
application available online
August 1

The University is committed to equal access to programs, facilities, admission, and employment for all persons. It is the policy of the University to maintain an environment free of harassment and free of discrimination against any person because of age, race, color, ancestry, national origin, religion, creed, service in the uniformed services (as defined in state and federal law), veteran status, sex, sexual orientation, marital or family status, pregnancy, pregnancy-related conditions, physical or mental disability, gender, perceived gender, gender identity, genetic information, or political ideas. Discriminatory conduct and harassment, as well as sexual misconduct and relationship violence, violates the dignity of individuals, impedes the realization of the University's educational mission, and will not be tolerated. Direct all inquiries regarding nondiscrimination policy to the Affirmative Action Office, The Pennsylvania State University, 328 Boucke Building, University Park, PA 16802-5901; Email: aao@psu.edu; Tel: 814-863-0471.

CAMPUS SECURITY CRIME STATISTICS: Pursuant to the Jeanne Clery Disclosure of Campus Security Policy and Campus Crime Statistics Act and the Pennsylvania Act of 1988, Penn State publishes a combined Annual Security and Annual Fire Safety Report (ASR). The ASR includes crime statistics and institutional policies concerning campus security, such as those related to alcohol and drug use, crime prevention, the reporting of crimes, sexual assault, and other matters. The ASR is available for review at <https://police.psu.edu/annual-security-reports>.

THIS PUBLICATION IS AVAILABLE IN ALTERNATIVE MEDIA ON REQUEST. U.Ed. UAO: 21-465